

No. 749,220.

PATENTED JAN. 12, 1904.

E. M. POND.
MEDICATED TAMPON.
APPLICATION FILED DEC. 26, 1902.

NO MODEL.

Fig. 1.



Fig. 2.

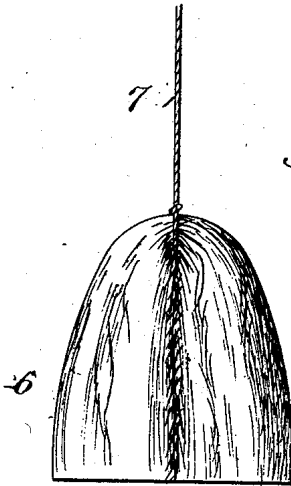


Fig. 3.

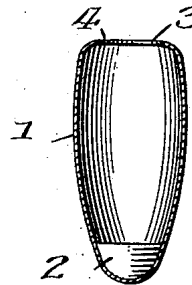


Fig. 4.

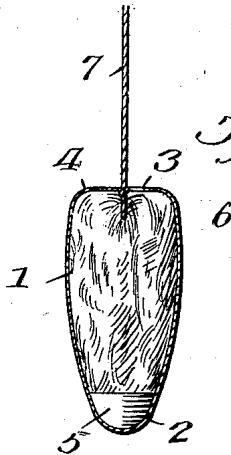
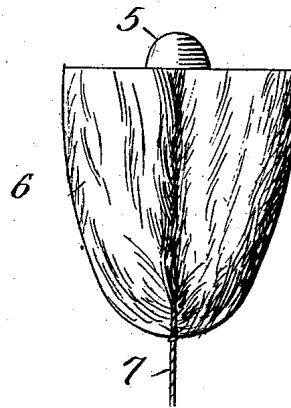


Fig. 5.



Witnesses

Geo. Ackerman Jr
Spocohite. Helter.

Inventor
Edmund M. Pond,

by A. G. Haylman,

Attorney

UNITED STATES PATENT OFFICE.

EDMUND MORSE POND, OF RUTLAND, VERMONT.

MEDICATED TAMPON.

SPECIFICATION forming part of Letters Patent No. 749,220, dated January 12, 1904.

Application filed December 26, 1902. Serial No. 136,713. (No model.)

To all whom it may concern:

Be it known that I, EDMUND MORSE POND, a citizen of the United States, residing at Rutland, in the county of Rutland and State of Vermont, have invented certain new and useful Improvements in Medicated Tampons; and I do hereby declare the following to be a full, clear, and exact description of the invention, such as will enable others skilled in the art to which it appertains to make and use the same.

My invention has relation to improvements in medicated tampons; and the object is to provide an improved tampon particularly useful for internal medication of the uterine system or of the rectum.

Another object is to simplify the construction and assemblage of elements of construction shown and described in my earlier Letters Patent, No. 706,778, dated August 12, 1902.

I accomplish the objects of the improvements by the means, elements, or appliances illustrated in the accompanying drawings, forming a part of this specification, and wherein—

Figure 1 is a view of the compressible and expansive material used as the interior body of the tampon. Fig. 2 is a detail view of the compressible and expansive interior body compressed at the middle by the string and folded down on itself preliminary to insertion in the dissoluble gelatinous case. Fig. 3 is a longitudinal central section of the dissoluble gelatinous case. Fig. 4 is a longitudinal central section through the gelatinous casing, showing the capsule as inserted and held in place by the compressed material. Fig. 5 is a detail view showing the probable form assumed by the expansible absorbent material after the gelatinous casing has been removed by dissolution and the capsule as remaining integral subject to dissolution by the action of the exudations of the parts.

In making up, assembling, and aggrouping the several parts of my improved tampon a case or shell 1, of soluble gelatinous substance, is formed. This consists of an elongated cylindrical or round body of tapering or ovate shape, having a rounded closed end 2 and at its other or base formed with a suitable opening 3, a turned-in annular flange 4 being made

around the opening. The soluble gelatinous case is made of such diameter and length as may suit it for the purposes intended, and the opening in the end is of such diameter as to permit the introduction of the absorbent material to the interior without detriment to the flange or the body of the case. The flange 4, it will be perceived, retains the absorbent material after it has been inserted and arranged within the casing.

A soluble gelatinous capsule 5 is provided. This is a shell of proper shape to fit within and be seated at the inner closed end of the casing 1. This capsule may be approximately semispherical or conical in general contour, but in either formation having a flat or slightly-concaved base to set upon or against the end of the absorbent material when that is expanded, as indicated in Fig. 5 of the drawings, so that when the outer case is dissolved the material forming the capsule-walls will be subjected to the effects of the exudations and be eventually dissolved and the medicated contents be distributed and administered directly to the affected area.

The absorbent material 6 may consist of absorbent wool, cotton, or gauze or sponge made into a loose cylindrical formation of such length and diameter as will fit it for the uses intended. Before insertion and compression within the gelatinous case a cord 7 is bound around the middle of the material, as shown in the drawings, which binding-cord is utilized for removal or withdrawal of the material, as may be desired or required. After the string has been attached the material is folded down upon itself, as shown, and is then ready for further manipulation, compression, and insertion into the casing.

The outer or main gelatinous casing 1 may be made of more easily or readily dissolved constituents than that of the capsule-cases, so that it will be fully and completely dissolved prior to the action of the exudations on the walls of the capsule, and thus permit the absorbent material to expand and resiliently fill the cavity and absorb and distribute the medicant, which will dissolve and escape from the capsule when its walls are destroyed by dissolution.

To assemble the parts, the capsule is deposited in the casing and then the absorbent material is compressed and gradually inserted into the casing until completely within the same, the string or cord being left hanging out free for the purposes mentioned.

What I claim is—

A medicated tampon, consisting of a soluble cylindrical casing having a rounded closed end and an intumed annular flange at its base surrounding the entrance to the casing, a semi-spherical soluble medicated capsule positioned

in the closed end, an expansible absorbent material folded down upon itself and compressed within the gelatinous casing with its ends against the base of the capsule and a cord to withdraw the tampon.

In testimony whereof I affix my signature in presence of two witnesses.

EDMUND MORSE POND.

Witnesses:

EMILY McINTOSH,
H. A. FRANCISCO.